

Election Summary Report

General Election

SALINE COUNTY

April 08, 2025

Summary for: All Contests, All Districts, All Tabulators, All Counting Groups
UNOFFICIAL RESULTS

Precincts Reported: 15 of 15 (100.00%)

Voters Cast: 1,238 of 10,397 (11.91%)

Malta Bend R-V School District Board of Education (Vote for 3)

Precincts Reported: 7 of 7 (100.00%)

		Total	
Times Cast		85 / 404	21.04%
Candidate	Party	Total	
Jenna Klinge		40	18.78%
Eddie Williams		44	20.66%
Daniel Kiser		61	28.64%
Daniel Kiehl		68	31.92%
Total Votes		213	

Miami R-1 School District Board of Education - 3 Year Term (Vote for 2)

Precincts Reported: 7 of 7 (100.00%)

		Total	
Times Cast		173 / 372	46.51%
Candidate	Party	Total	
Courtney Diebel Arndt		115	40.21%
Vicki Bledsoe		114	39.86%
Abigail Schroeder		57	19.93%
Total Votes		286	

Miami R-1 School District Board of Education - 2 Year Term (Vote for 1)

Precincts Reported: 7 of 7 (100.00%)

		Total	
Times Cast		173 / 372	46.51%
Candidate	Party	Total	
Jesse James		141	100.00%
Total Votes		141	

Miami R-1 School District Proposition Mustangs (Vote for 1)


Precincts Reported: 7 of 7 (100.00%)

		Total	
Times Cast		173 / 372	46.51%
Candidate	Party	Total	
YES		51	29.48%
NO		122	70.52%
Total Votes		173	

Pettis County R-V School District Board of Education (Vote for 2)

Precincts Reported: 4 of 4 (100.00%)

		Total	
Times Cast		3 / 11	27.27%
Candidate	Party	Total	
Jerry W. Hunter		0	0.00%
Leisha Anderson		0	0.00%
Nick Ramey		3	100.00%
Michael Jean Arnett		0	0.00%
Nathan Killion		0	0.00%
Eddie Franke		0	0.00%
Total Votes		3	



Sweet Springs R-VII School District Board of Education (Vote for 2)

Precincts Reported: 7 of 7 (100.00%)

		Total	
Times Cast		274 / 1,727	15.87%
Candidate	Party	Total	
Crystal Hoyes		166	36.48%
Jacob Barbee		168	36.92%
Guy Trease		121	26.59%
Total Votes		455	

Village of Arrow Rock Town Board Member (Vote for 2)

Precincts Reported: 4 of 4 (100.00%)

		Total	
Times Cast		12 / 48	25.00%
Candidate	Party	Total	
Kirby McCullough		10	45.45%
Mary E Dorrance		12	54.55%
Total Votes		22	

City of Blackburn Alderman Ward 1 (Vote for 1)

Precincts Reported: 4 of 4 (100.00%)

		Total	
Times Cast		23 / 82	28.05%
Candidate	Party	Total	
Ethan Lane		17	73.91%
Kelly Morton		6	26.09%
Total Votes		23	

City of Blackburn Alderman Ward 2 (Vote for 1)

Precincts Reported: 4 of 4 (100.00%)

		Total	
Times Cast		13 / 64	20.31%
Candidate	Party	Total	
Robert Steffens		11	100.00%
Total Votes		11	

City of Emma Mayor (Vote for 1)


Precincts Reported: 4 of 4 (100.00%)

		Total	
Times Cast		13 / 90	14.44%
Candidate	Party	Total	
Randal Bredehoeft		13	100.00%
Total Votes		13	

City of Emma Alderman (Vote for 2)

Precincts Reported: 4 of 4 (100.00%)

		Total	
Times Cast		13 / 90	14.44%
Candidate	Party	Total	
Michael Boyd		7	35.00%
Dennis L. Meyer		13	65.00%
Total Votes		20	



City of Gilliam Mayor (Vote for 1)

Precincts Reported: 4 of 4 (100.00%)

		Total	
Times Cast		35 / 119	29.41%
Candidate	Party	Total	
Gary Hibbard		21	60.00%
Barbara Trapp		14	40.00%
Total Votes		35	

City of Gilliam Councilman (Vote for 2)

Precincts Reported: 4 of 4 (100.00%)

		Total	
Times Cast		35 / 119	29.41%
Candidate	Party	Total	
Albert Foster		27	44.26%
Kenny Meredith		18	29.51%
Theresa Williams		16	26.23%
Total Votes		61	

City of Marshall Ward 1 Council Member (Vote for 1)


Precincts Reported: 4 of 4 (100.00%)

		Total	
Times Cast		197 / 2,323	8.48%
Candidate	Party	Total	
Harold Clayton		88	45.60%
John Allen Jr.		105	54.40%
Total Votes		193	

City of Marshall Ward 2 Council Member (Vote for 1)

Precincts Reported: 4 of 4 (100.00%)

		Total	
Times Cast		142 / 1,462	9.71%
Candidate	Party	Total	
Nathan Swisher		111	82.22%
Total Votes		135	
		Total	
Bob Gauert	WRITE-IN	24	17.78%



City of Marshall Ward 3 Council Member (Vote for 1)

Precincts Reported: 4 of 4 (100.00%)

		Total	
Times Cast		140 / 1,391	10.06%
Candidate	Party	Total	
Jeremy Gibson		75	53.57%
Kristen Riley		65	46.43%
Total Votes		140	

City of Marshall Ward 4 Council Member (Vote for 1)


Precincts Reported: 4 of 4 (100.00%)

		Total	
Times Cast		62 / 1,607	3.86%
Candidate	Party	Total	
Harold Simmons		57	100.00%
Total Votes		57	

City of Miami City Council (Vote for 3)

Precincts Reported: 4 of 4 (100.00%)

		Total	
Times Cast		42 / 81	51.85%
Candidate	Party	Total	
James Frock		29	27.10%
Ashley Wilson		25	23.36%
Alan Wilson		24	22.43%
Carl Ed Taylor II		29	27.10%
Total Votes		107	



City of Nelson Mayor (Vote for 1)

Precincts Reported: 4 of 4 (100.00%)

		Total	
Times Cast		45 / 101	44.55%
Candidate	Party	Total	
Zan Anderson		25	60.98%
Brenda Peoples		16	39.02%
Total Votes		41	

City of Nelson Alderman Ward 1 (Vote for 1)

Precincts Reported: 4 of 4 (100.00%)

		Total	
Times Cast		20 / 50	40.00%
Candidate	Party	Total	
Corey Morrow		20	100.00%
Total Votes		20	

City of Nelson Alderman Ward 2 (Vote for 1)


Precincts Reported: 4 of 4 (100.00%)

		Total	
Times Cast		25 / 51	49.02%
Candidate	Party	Total	
Dale Butler		23	100.00%
Total Votes		23	

City of Sweet Springs Alderman Ward 1 (Vote for 1)

Precincts Reported: 4 of 4 (100.00%)

		Total	
Times Cast		81 / 399	20.30%
Candidate	Party	Total	
Wyatt Lea		24	29.63%
Tracie Dillon		57	70.37%
Total Votes		81	



City of Sweet Springs Alderman Ward 2 (Vote for 1)

Precincts Reported: 4 of 4 (100.00%)

		Total	
Times Cast		58 / 492	11.79%
Candidate	Party	Total	
Boyd Jones		49	100.00%
Total Votes		49	

Slater Ambulance District - Subdistrict #2 Board Member (Vote for 1)

Precincts Reported: 4 of 4 (100.00%)

		Total	
Times Cast		18 / 320	5.63%
Candidate	Party	Total	
Betty Page		18	100.00%
Total Votes		18	

Slater Ambulance District - Subdistrict #5 Board Member (Vote for 1)

Precincts Reported: 4 of 4 (100.00%)

		Total	
Times Cast		16 / 366	4.37%

Candidate	Party	Total	
Total Votes		8	

		Total	
Chris Zdybel	WRITE-IN	1	12.50%
Joe Gochenour	WRITE-IN	1	12.50%
Jason Weicher	WRITE-IN	1	12.50%
Pam Sabastian	WRITE-IN	1	12.50%
Lee Bingaman	WRITE-IN	2	25.00%
Harry Lightfoot	WRITE-IN	1	12.50%
Mike Schure	WRITE-IN	1	12.50%

